



PS No.	PS-040-2023-006
Version	01
Date	2023/9/18

继电器规格书

RELAY SPECIFICATION

客户名称/Customer:

客户品名/Your Product Description:

客户零件编号/Your Part Number:

旺荣品名/Our Product Description: R53G-112DMF-1-S

旺荣零件编号/Our Part Number:

客户批准/Customer Approval

盖章处/STAMPING AREA

发行批准 / Issued by			
编制 Make	审核 Check	安规会签 Countersign	批准 Approved

继电器规格书 Relay SPECIFICATION	型号 TYPE	R53G-112DMF-1-S	产品编号 Part Number	
-------------------------------	------------	-----------------	---------------------	--

PS No.:

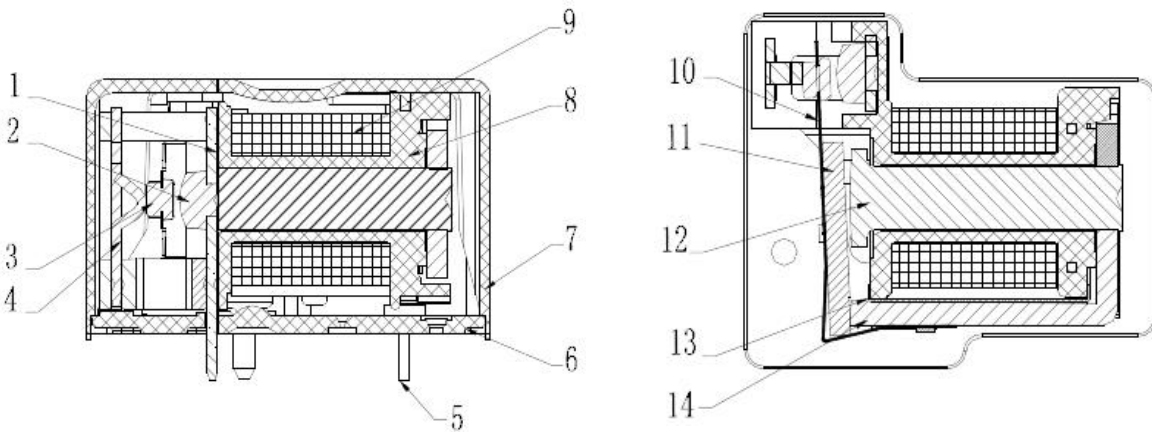
PS-040-2023-006

Ver

01

1 零件清单/PARTS LIST

No.	零件名 Part	材质 MATERIAL	型号/处理方式 TYPE/TREATMENT	UL FILE No. FLAME CLASS	备注 Remark
1	M端子 M Terminal	铜合金 Cu Alloy			
2	M接点 M Contact	银合金 Ag Alloy			
3	C接点 C Contact	银合金 Ag Alloy			
4	假B端子 Dummy B Terminal	铝合金 Aluminium Alloy			
5	线圈端子 Coil Terminal	铜包钢 Cu covered Steel	镀锡 Solder Coated		
6	底板 Base	PET PBT			UL94 V-0
7	外壳 Case	PBT PET			UL94 V-0
8	骨架 Bobbin	PBT			UL94 V-0
9	线材 Base	聚氨脂漆包圆铜线 Polyurethane copper wire	3UEW 155(F Class)	E164502 E234867 E363385	
10	可动弹片 S.C.C	铜合金 Cu Alloy			
11	衔铁 Armature	铁 Steel	镀镍 Nickel Plated		
12	铁芯 Core	铁 Steel	镀镍 Nickel Plated		
13	绝缘片 Insulating sheet	CP	S100P	E106764	
14	铁架 Yoke	铁 Steel	镀镍 Nickel Plated		



结构图Construction Schematic

继电器规格书 Relay SPECIFICATION	型号 TYPE	R53G-112DMF-1-S	产品编号 Part Number	PS No. PS-040-2023-006 Ver 01
2. 性能/SPECIFICATIONS				
2.1 驱动部分/COIL SPECIFICATIONS				
2.1.1 额定电压 Rated Coil Voltage	12	VDC (在23°C时)		
	12	VDC at 23°C		
2.1.2 额定功率 Nominal Power	0.9	W (在23°C时)		
	0.9	W at 23°C		
2.1.3 线圈电阻 Coil Resistance	155	$\Omega \pm 10\%$ (在23°C时)		
	155	$\Omega \pm 10\%$ (at 23°C)		
2.1.4 额定电流 Nominal Current	77	mA $\pm 10\%$ (在23°C时)		
	77	mA $\pm 10\%$ (at 23°C)		
2.1.5 吸合电压 Operate Voltage	9	VDC以下 (在23°C时)		
	9	VDC Max. at 23°C		
2.1.6 释放电压 Release Voltage	0.6	VDC以上 (在23°C时)		
	0.6	VDC Min. at 23°C		
2.1.7 最大连续施加电压 Max Power	15.6	VDC Max. 130%额定电压		
	15.6	VDC Max. 130%of Nominal		
2.2 开关部/CONTACT SPECIFICATION				
2.2.1 开关类型 Contact Configuration	一组常开型 1 Form A			
2.2.2 接点规格 Contact Rating	40	A 277VAC (阻性负载)		
	40	A @277VAC (Resistive)		
2.2.3 接触电阻 Contact Resistance	100	m Ω 以下, (初期值, DC 6V/1A条件下)		
	100	m Ω Max. @ Initiate, DC 6V/1A		
	500	m Ω 以下, (寿命试验后, DC 6V/1A条件下)		
	500	m Ω Max. @ After Life, DC 6V/1A		
2.2.4 吸合时间 Operate Time	15	ms 以下 (额定电压下)		
	15	ms Max. @ Rated Voltage		
2.2.5 释放时间 Release Time	15	ms 以下 (施加额定电压后断开时)		
	15	ms Max. @ Rated Voltage		
2.2.6 最大动作频率 Max. Switching Rate	300	次/分 (无负载)		
	300	ops./min. (no load).		
	6	次/分 (额定负载)		
	6	ops./min. (Rated load)		
2.3 特性/GENERAL SPECIFICATION				
2.3.1 绝缘电阻 Insulation Resistance	1000	M Ω 以上 (500VDC)		
	1000	M Ω Min@500VDC		
2.3.2 介质耐压 Dielectric Strength	1500	VAC/分钟(接点间)		
	2500	VAC/分钟(线圈/接点间)		
	1500	VAC@50/60Hz 1 min.(Between Open Contacts)		
	2500	VAC@50/60Hz 1 min.(Between Coil and Contacts)		

继电器规格书 Relay SPECIFICATION	型号 TYPE	R53G-112DMF-1-S		产品编号 Part Number
2.3.3 电气寿命 Electrical Life		3×10 ⁴	次以上 (常温, 额定负载, 通断比: 1s:9s)	
2.3.4 机械寿命 Mechanical Life		1×10 ⁶	次以上 (无负载)	
2.3.5 线圈温升 Coil Temperature Rise:		70K Max.	(线圈电压: 110%, 额定负载, 环境温度: 85℃)	
2.3.6 使用环境温度 Temperature		-40~85	℃ (无凝结时)	
2.3.7 使用环境湿度 Humidity		5~85%	RH (无凝结时)	
2.3.8 抗振动 Vibration	耐久 Mechanical 误动作 Operational	10~55 10 to 55 10~55 10 to 55	Hz, 双振幅 1.5mm Hz, 1.5mm double amplitude Hz, 双振幅1.5mm Hz, 1.5mm double amplitude	
2.3.9 抗冲击 Shock	耐久 Mechanical 误动作 Operational	980 980 98 98	m/s ² Min (约100G) m/s ² Min (100G approximately) m/s ² Min (约10G) m/s ² Min (10G approximately)	
2.3.10 重量约 Weight About		26	克 g	
2.3.11 焊锡条件 Solder ability		5s	@ 260℃ (波峰焊)	
		5s	@ 260℃ (wave soldering)	
2.4 端子性能/TERMINAL CHARACTERISTICS				
2.4.1 端子强度 Terminals strength		5牛/10秒	任意方向静态压力, 无异常, 但端子弯曲可以	
2.4.2 可焊性 Terminal solderability		260±5℃ 3s	端子头部90%以上的面积有锡覆盖 (无铅焊锡)	
2.4.3 耐热性 Soldering Heat Resistance		260±5℃ 3s	In Case of lead lead free solder, 90% of the dipped portion shall be solderd.	
2.5 耐温性/Temperature Resistance				
2.5.1 耐热 Heat Resistance		(85±5)℃, 16h	恢复常温2h, 无异常发生	
2.5.2 耐寒 Cold Resistance		(-40±2)℃, 16h	恢复常温2h, 无异常发生	
2.6 耐湿性/Moisture Resistance				
		(40±2)℃, RH:90%~95%,16h	恢复常温2h, 无异常发生, 绝缘电阻≥50MΩ (500VDC)	
		(40±2)℃, RH:90%~95%,16h	Room Temperature:2h, There shall be no abnormalities.Insulation Resistance:≥50MΩ (500VDC)	

PS No.:

PS-040-2023-006

Ver

01

继电器规格书 Relay SPECIFICATION	型号 TYPE	R53G-112DMF-1-S	产品编号 Part Number	PS No.:
-------------------------------	------------	-----------------	---------------------	---------

PS No.: PS-040-2023-006
Ver 01

2.7 安全规格/SAFETY REQUIREMENTS

2.7.1 UL规格认定 (UL & C-UL)
UL (UL & C-UL)

档案号: E345228
File No.:



2.7.2 CQC标志认证
CQC

证书编号: CQC21002314659
Certificate No.:



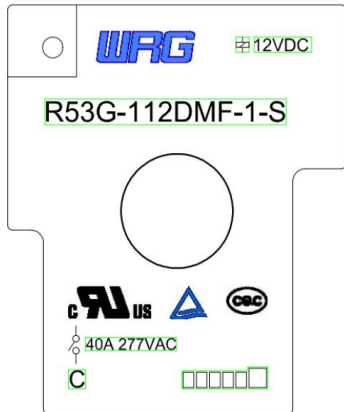
2.7.3 TUV规格认定
TUV

证书号 R50281254
Certificate No.



2.7.4 产品符合ROHS和REACH要求。
The product meets the requirements of ROHS & REACH.

3. 捺印图/Mark Layout



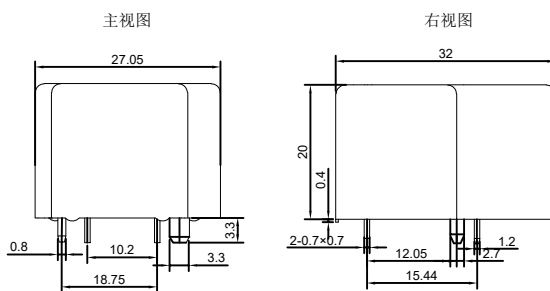
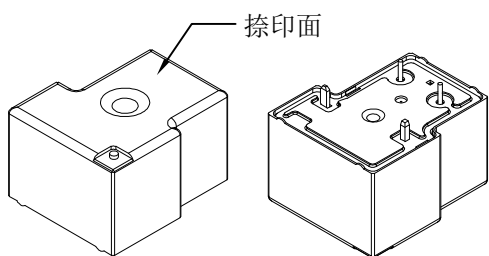
Batch No. Identification:

H □ □ □ □
1 2 3 4

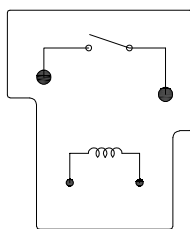
- 1、Manufactory:
Blank: Shenzhen; H: Huangshan
- 2、Year
The last two digits of the year.
- 3、Week
Production of the current week.
- 4、Lot No.
(A,B,C,.....Z) OR (AA,BB,CC,.....ZZ)

印字方式: 激光印字
Printing:laser printing.

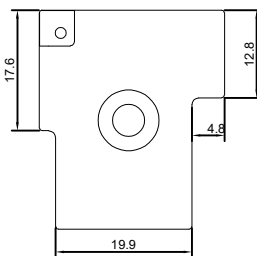
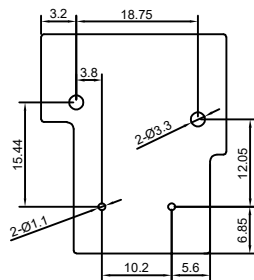
继电器规格书 Relay SPECIFICATION	型号 TYPE	R53G-112DMF-1-S	产品编号 Part Number	PS No.:	
<p>4 订货标记/Ordering Information</p> <p>R53G - 1 12 D M F -1 - S</p> <p>① ② ③ ④ ⑤ ⑥ ⑦ ⑧</p> <p>① 产品型号 Model designation R53G</p> <p>② 接点组数 Number of poles 1:1组 (1 pole)</p> <p>③ 线圈电压 Coil voltage 12:12V</p> <p>④ 功率 Coil Power D:0.9W</p> <p>⑤ 接点结构 Contact configuration M:常开型 (Form A)</p> <p>⑥ 绝缘等级 Insulation System F:Class F</p> <p>⑦ 端子类型 Terminal Type 1:1个公共端子 (线圈端子间无公共端子) 1 common terminal (no common terminal between coil terminals)</p> <p>⑧ 封装形式 Enclosure type S:密封型 (Sealed)</p>				PS-040-2023-006	Ver
<p>5 其他说明/Others</p> <p>5.1 除非特别申明, 测试或试验的标准环境条件如下: Unless otherwise explicitly stated, the standard environment conditions for measurement or testing are listed as following:</p> <p>5.1.1 环境温度: 23±5℃ Ambient temperature is 23±5℃</p> <p>5.1.2 大气压力: 96±10%kPa Atmospheric pressure is 96±10%kPa</p> <p>5.1.3 相对湿度: 25%~75% RH Relative humidity is 25%~75% RH</p> <p>5.2 非密封型继电器需要防止助焊剂或污染物进入继电器. Unsealed relays should prevent flux or contamination into the relay.</p> <p>5.3 密封型继电器/Sealed relay</p> <p>5.3.1 对于密封型产品, 在焊接完成后, 如果需要进行清洗, 请告知敝司。 Regarding the sealed relays, if cleaning is necessary after welding, please contact us.</p> <p>5.3.2 推荐在室温条件下, 尽可能短的时间内完成清洗过程。不建议用热水清洗塑胶外壳型继电器, 因为水可能进入继电器。 It will be recommendable to make washing process in possible short time with normal room temperature solution. Washing process by hot water is not recommendable for plastic cased relay as the water immersion-problem into relay may be caused.</p> <p>5.3.3 不建议用超声波清洗设备清洗塑胶外壳型继电器, 因为继电器触点可能被超声波能量轻微粘滞。 Ultraonic washing machine's cleaning for plastic cased relay is not recommendable as the relay's contact may be slightly stuck by ultrasonic wave energy.</p> <p>5.4 避免在强磁条件下使用继电器, 外界磁场会造成继电器动作和释放等参数发生变化。 To avoid using the relays under strong magnetic field because it will change the parameters of relay such as pull-in and drop-out voltage.</p> <p>5.5 为了保持继电器的性能, 请注意不要使继电器掉落或受到强冲击。掉落后的继电器建议不要使用。 To maintain the performances of relays, please do not make the relay drop or be shocked strongly. Suggest that the relays dropped not be used.</p>				01	
<p>注/Remark 以中文版为准, 英文版仅供参考。 Chinese version is the standard one, English version is only for information.</p>					
<p>结束/<END></p>					



接线图 (底视图)



安装孔尺寸 (底视图)



首版制图日期		承认	检图	制图
2023. 3. 6		谢文骏	金文杰	金文杰
作图日期				
2023. 3. 6		型号	版本	名称
R53G		V1.0	R53G A型外观图	
比例		页教	图号	
1.5:1		1/1	U-040-04	

外观图尺寸公差 (mm)	外观图端子脚公差 (mm) (端子脚视脚尺寸)	PCB板孔距/孔径公差 (mm)	
		孔距	孔径
<1	±0.1	±0.1	+0.1
1-5	±0.2	±0.1	+0.1
>5	±0.3	±0.1	+0.1

